



(F) NO. 17366 A2

(D) NO. 313853-01

(N) NO. P03200394

(S) NO. 519955

(VDE) NO. 40018309

(UL) NO. 50116141

Safety Approval

UL US NO. E164730


IEC NO. 1063016 (LR 109368)

NO. 1426409

CQC NO. CQC02001001298

Features

- Small size
- Sealed and unsealed versions
- Sealed: 24.4×12.9×24.8(mm)
- Unsealed: 23.5×12.0×24.8(mm)
- 5A contact current
- 2 form A contact configuration
- Creepage distance: 6mm
- Cross bar or rivet contacts



ORDERING INFORMATION

HRM4 [H] - [S] - [DC12V] [SP]

Model	Coil Sensitivity	Enclosure	Coil Voltage	Contact Form
	H - High Sensitivity (250mW) Blank - Standard (540mW)	S - Sealed Plastic Cover Blank - Unsealed Plastic Cover	DC3V, DC5V, DC6V, DC9V DC12V, DC24V, DC48V	Blank - Rivet Contact SP - Cross Bar Contact

Remark: 1. Available only in 2 form A(DPST) configuration

SPECIFICATION

CONTACT DATA

Contact Form	2 Form A	
Contact Material	AuAg, Ag Alloy	
Contact Rating	5A 250VAC/30VDC, TV-5 (Rivet Contact) 3A 125VAC/30VDC (Cross Bar Contact)	
Contact Resistance	Max. 100mΩ (6VDC 1A)	
Load	Max. Switching Voltage	250VAC/30VDC
	Max. Switching Current	5A
	Max. Switching Power	1,250VA, 150W
	Min. Switching Load	5VDC, 100mA
Life	Electrical	100,000 operations
	Mechanical	2,000,000 operations

COIL DATA

Nominal Coil Power	250mW, 540mW
--------------------	--------------

GENERAL DATA

Insulation Resistance		Min. 1000MΩ 500VDC
Dielectric Strength	Between open contacts	1,000VAC, 1min
	Between coil and contacts	4,000VAC, 1min
Operate Time	Max. 20ms	
Release Time	Max. 10ms	
Operating Temperature	-30°C to +70°C	
Humidity	35~95%RH, +40°C	
Shock Resistance	Endurance	1,000m/s ²
	Misoperation	100m/s ²
Vibration Resistance	Endurance	10~55Hz, 1.5mm double amplitude
	Misoperation	10~55Hz, 1.5mm double amplitude
Weight	Approximately 13.0g	

Note: Data shown are of initial value

SAFETY APPROVAL

File Number	Contact Form	Power Consumption	Coil Voltage	Contact Rating	Remark
UL E164730	SP - 2A	0.54W/0.25W	3 - 48VDC	3A 125VAC	—
CSA 1426409	SP - 2A	0.54W/0.25W	3 - 48VDC	3A 125VAC/30VDC	—
TUV 50116141	SP - 2A	0.54W	3 - 48VDC	3A 125VAC/24VDC	Ambient Temperature: 70°C

HRM4

POWER RELAY

SAFETY APPROVAL

File Number	Contact Form	Power Consumption	Coil Voltage	Contact Rating	Remark
CQC 02001001298	Rivet Contacts -2A	0.54W	3 - 48VDC	5A 250VAC	—
TUV 50116141-0001	Rivet Contacts -2A	0.54W	3 - 48VDC	5A 250VAC/24VDC	Ambient Temperature: 85°C
TUV 50116141-0002 (EN60730-1)	Rivet Contacts -2A	0.54W	3 - 48VDC	5(1)A 250VAC	Ambient Temperature: 85°C
				5(2.5)A 250VAC	
VDE 40018309	Rivet Contacts -2A	0.54W	5, 12, 24VDC	5A 250VAC/30VDC	Ambient Temperature: 70°C
UL E164730	Rivet Contacts -2A	0.54W/0.25W	3 - 48VDC	5A 250VAC/30VDC	—
				TV-5 125VAC	
CSA 1063016 (LR 109368)	Rivet Contacts -2A	0.54W/0.25W	3 - 48VDC	5A 250VAC/30VDC	—
SEMKO 519955	Rivet Contacts -2A	0.54W/0.25W	3 - 48VDC	5/40A 250VAC	Ambient Temperature: 70°C
NEMKO P03200394	Rivet Contacts -2A	0.54W/0.25W	3 - 48VDC	5/40A 250VAC	Ambient Temperature: 70°C
FIMKO 17366 A2	Rivet Contacts -2A	0.54W/0.25W	3 - 48VDC	5/40A 250VAC	Ambient Temperature: 70°C
DEMKO 313853-01	Rivet Contacts -2A	0.54W/0.25W	3 - 48VDC	5/40A 250VAC	Ambient Temperature: 70°C

Specifications subject to change without notice

COIL DATA

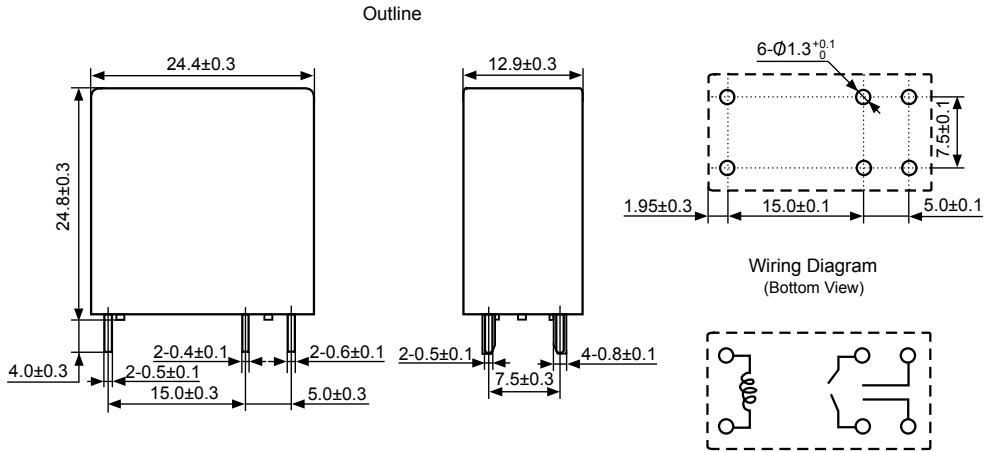
Ambient Temperature: 23°C

Model	Nominal Voltage VDC	Coil Resistance Ω +/-10%	Operate Voltage \leq VDC	Release Voltage \geq VDC	Coil Power mW
HRM4-(S)-DC3V	3	17	2.25	0.3	540
HRM4-(S)-DC5V	5	47	3.75	0.5	
HRM4-(S)-DC6V	6	67	4.50	0.6	
HRM4-(S)-DC9V	9	150	6.75	0.9	
HRM4-(S)-DC12V	12	267	9.0	1.2	
HRM4-(S)-DC24V	24	1067	18.0	2.4	
HRM4-(S)-DC48V	48	4267	36.0	4.8	
HRM4H-(S)-DC3V	3	36	2.25	0.3	250
HRM4H-(S)-DC5V	5	100	3.75	0.5	
HRM4H-(S)-DC6V	6	144	4.50	0.6	
HRM4H-(S)-DC9V	9	324	6.75	0.9	
HRM4H-(S)-DC12V	12	576	9.0	1.2	
HRM4H-(S)-DC24V	24	2304	18.0	2.4	
HRM4H-(S)-DC48V	48	9216	36.0	4.8	

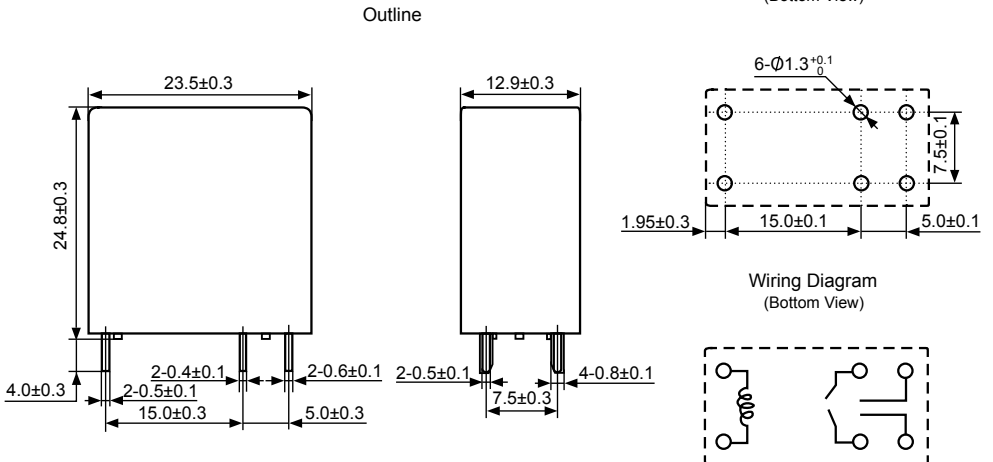
ISO9001、ISO/TS16949、ISO14001 Approved

OUTLINE, WIRING DIAGRAM, MOUNTING HOLE LAYOUT (UNIT: mm)

Sealed type

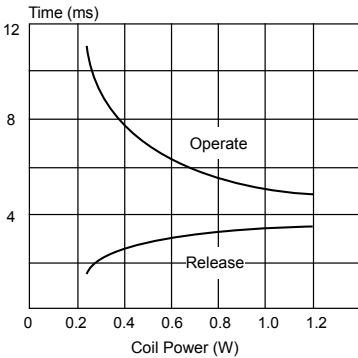


Unsealed type

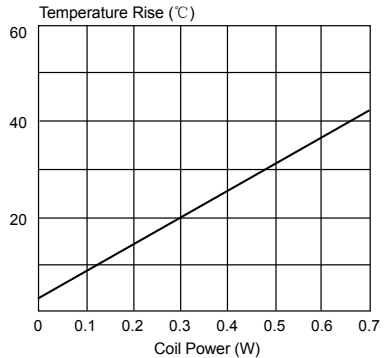


REFERENCE DATA

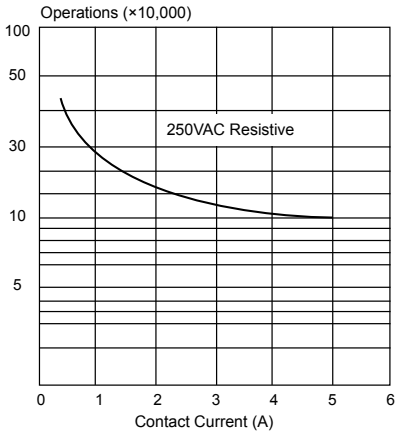
Timing



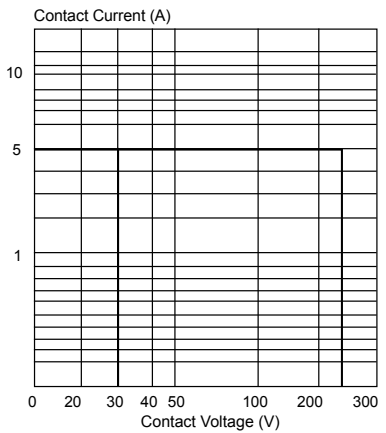
Coil Temperature Rise



Life Curve



Maximum Switching Power



Operating Voltage Range

