
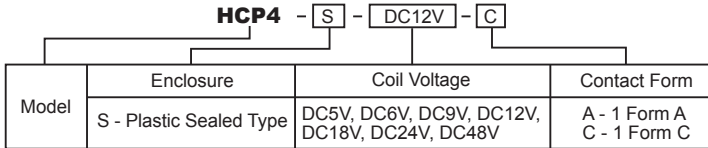




Features	
<ul style="list-style-type: none"> <li>■ Slim type, width 10.0mm</li> <li>■ Dimensions: 28.4×10.0×12.7(mm)</li> <li>■ Contact: 1 Form A, 1 Form C</li> <li>■ High sensitivity 220</li> <li>■ High isolation and Insulation distance 8mm</li> </ul>	
Safety Approval	
US NO.E164730	NO.CQC09002030019
NO.40024317	



## ORDERING INFORMATION



## SPECIFICATION

### CONTACT DATA

Contact Form	1 Form A, 1 Form C	
Contact Material	Ag Alloy	
Contact Rating	8A 250VAC/30VDC	
Contact Resistance	Max. 100mΩ (6VDC 1A)	
Load	Max. Switching Voltage	440VAC/30VDC
	Max. Switching Current	10A
	Max. Switching Power	2,000VA, 240W
	Min. Switching Load	5VDC, 100mA
Life	Electrical	100,000 operations
	Mechanical	20,000,000 operations

### COIL DATA

Nominal Coil Power	220mW
--------------------	-------

### GENERAL DATA

Insulation Resistance		Min. 1000MΩ 500VDC
Dielectric Strength	Between open contacts	1,000VAC, 1min
	Between coil and contacts	5,000VAC, 1min
Operate Time		Max. 15ms
Release Time		Max. 8ms
Operating Temperature		-40°C to +85°C
Humidity		35~95%RH, +40°C
Shock Resistance	Endurance	1,000m/s <sup>2</sup>
	Misoperation	100m/s <sup>2</sup>
Vibration Resistance	Endurance	10~55Hz, 1.5mm double amplitude
	Misoperation	10~55Hz, 1.5mm double amplitude
Weight		Approximately 8.00g

Note:Data shown are of initial value

### SAFETY APPROVAL

File Number	Contact Form	Power Consumption	Coil Voltage	Contact Rating	Remarks
UL E164730	A/C	220mW	5 - 48VDC	Resitive: 8A 250VAC	Ambient Temperature: 85°C
				8A 250VAC	Ambient Temperature: 85°C
				2 FLA/12 LRA, 250VAC	
				C300, 250VAC	
VDE 40024317	A/C	220mW	5 - 48VDC	8A 250VAC	Ambient Temperature: 85°C
CQC09002030019 (GB/T 21711.1-2008)	A/C	220mW	5 - 48VDC	8A 250VAC	Ambient Temperature: 85°C

Specifications subject to change without notice

ISO9001、ISO/TS16949、ISO14001 Approved

COIL DATA

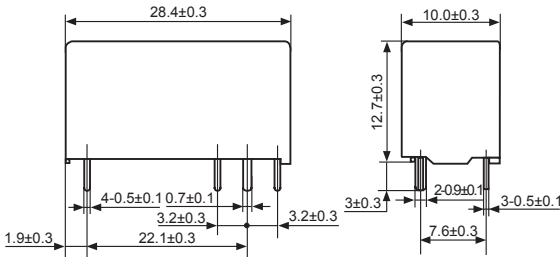
Ambient Temperature: 23°C

Model	Nominal Voltage VDC	Coil Resistance $\Omega$ +/-10%	Operate Voltage $\leq$ VDC	Release Voltage $\geq$ VDC	Coil Power mW
HCP4-S-DC5V	5	113	3.5	0.5	220
HCP4-S-DC6V	6	164	4.2	0.6	
HCP4-S-DC9V	9	350	6.3	0.9	
HCP4-S-DC12V	12	620	8.4	1.2	
HCP4-S-DC18V	18	1295	12.6	1.8	
HCP4-S-DC24V	24	2350	16.8	2.4	
HCP4-S-DC48V	48	9600	33.6	4.8	

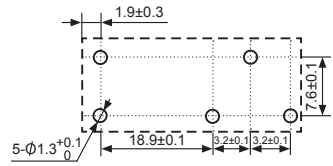
OUTLINE, WIRING DIAGRAM, MOUNTING HOLE LAYOUT (UNIT: mm)

1 Form C

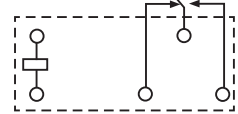
Outline (3.2mm)



Mounting Hole Layout (Bottom View)

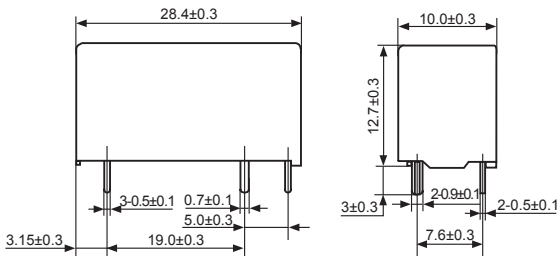


Wiring Diagram (Bottom View)

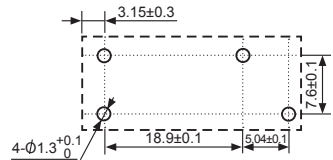


1 Form A

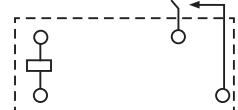
Outline (5.0mm)



Mounting Hole Layout (Bottom View)

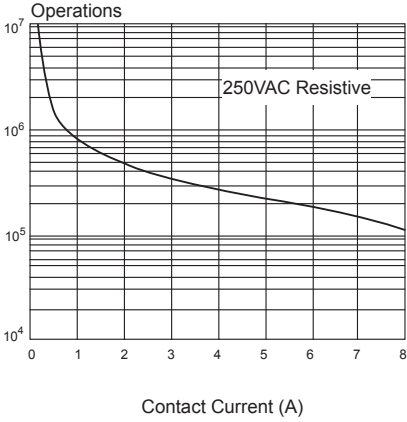


Wiring Diagram (Bottom View)



REFERENCE DATA

Life Curve



Maximum Switching Power

